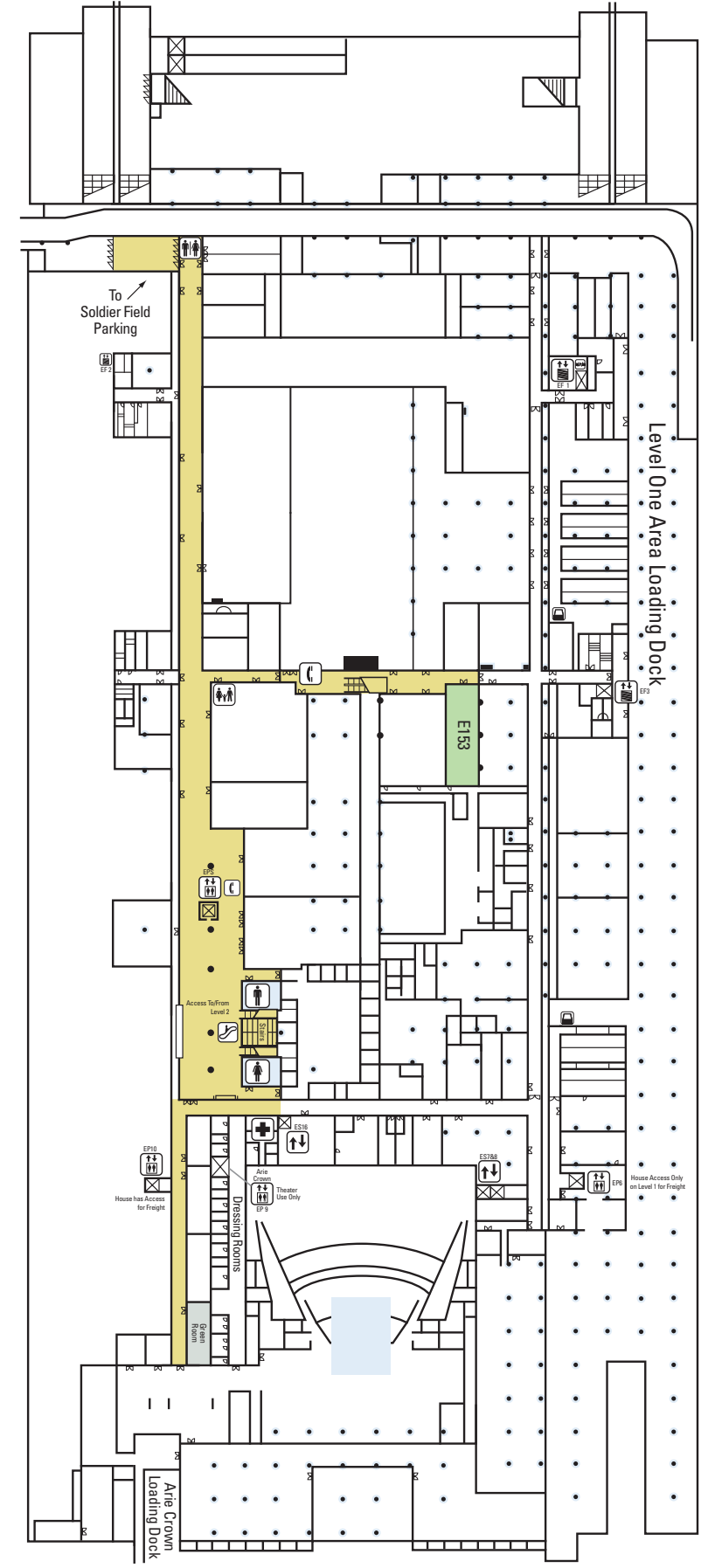
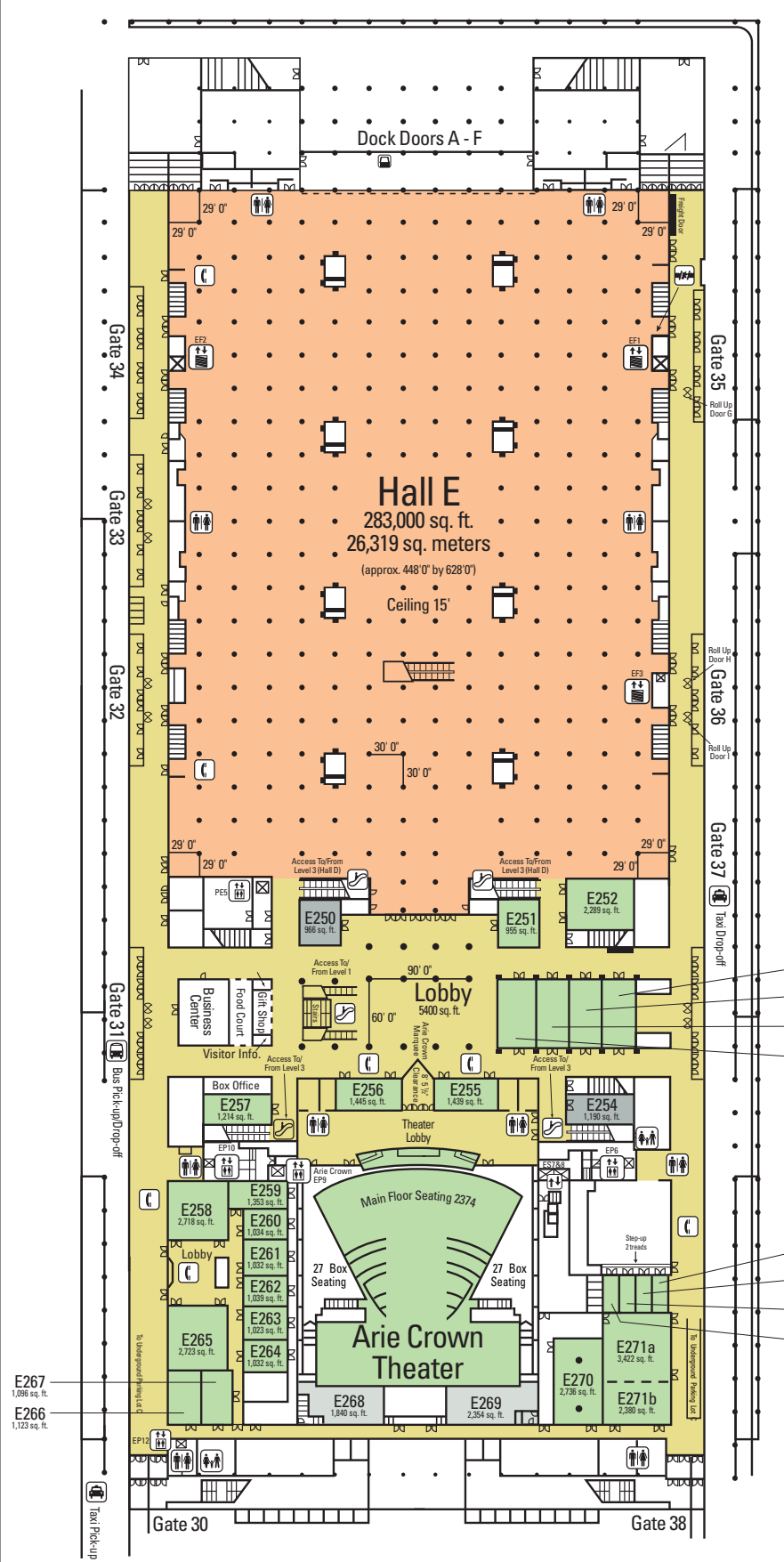


LEVEL 1



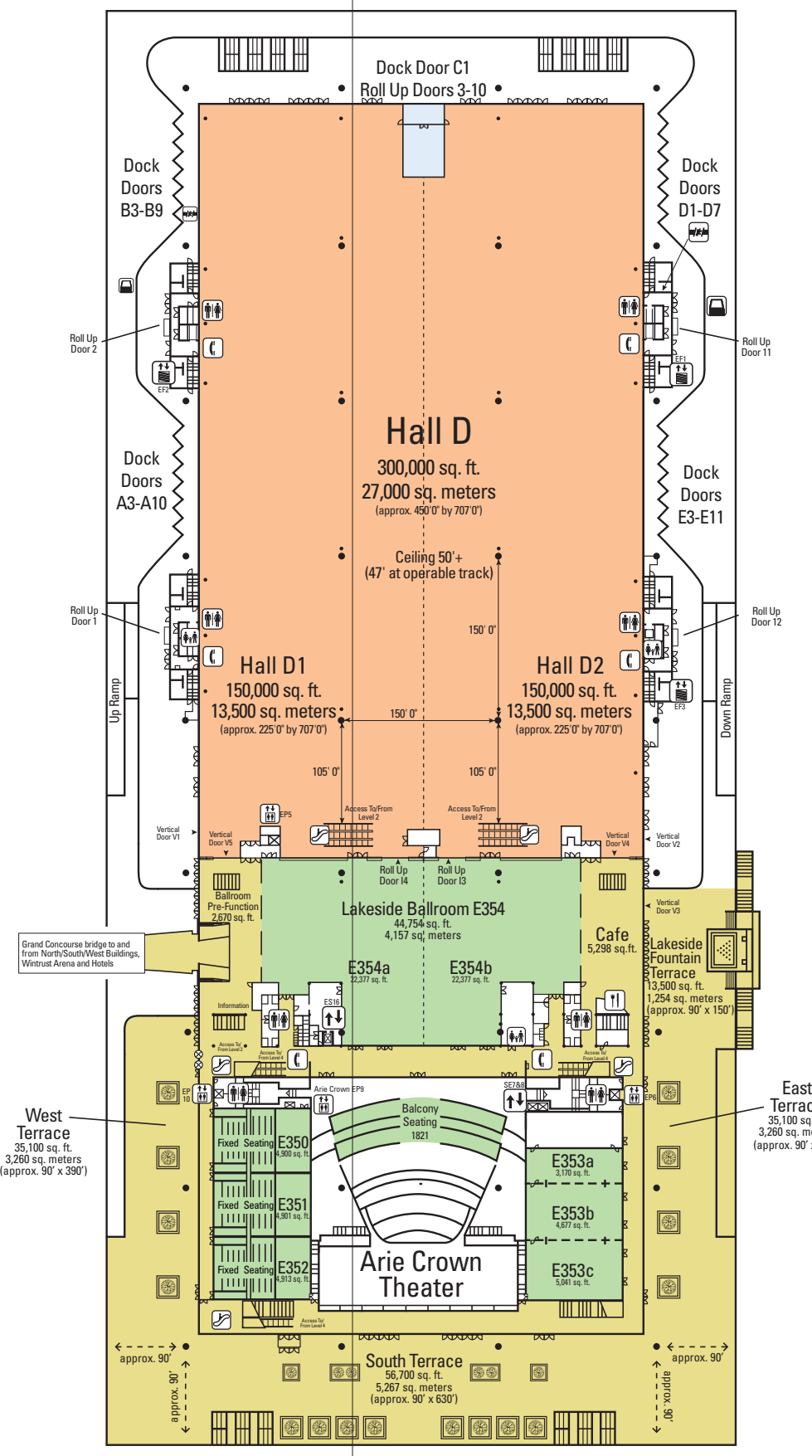
Lakeside Center

LEVEL 2



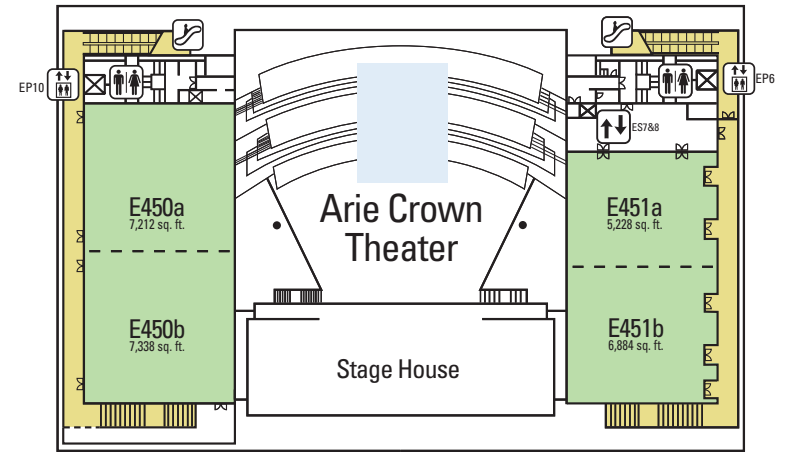
Lakeside Center

LEVEL 3



Lakeside Center

LEVEL 4



Lakeside Center

LAKESIDE CENTER MEETING ROOMS

LEVEL 2						
Room	Sq. Ft.	Dimensions	Ceiling Height	Theater	School Room	Banquet
E250	966	36' 9" x 25' 8"	10' 0"	†	—	—
E251	955	36' 8" x 25' 5"	12' 0"	50	48	48
E252	2,289	40' 8" x 56' 1"	12' 1"	50	48	48
E253	6,678	53' 1" x 126' 0"	13' 11"	744	333	384
E253a	1,840	53' 1" x 36' 0"	13' 11"	189	90	80
E253b	1,612	53' 1" x 30' 0"	13' 11"	173	78	64
E253c	1,612	53' 1" x 30' 0"	13' 11"	173	78	64
E253d	1,613	53' 1" x 30' 0"	13' 11"	173	78	64
E254	1,190	49' 4" x 22' 6"	8' 4"	†	—	—
E255	1,439	57' 1" x 25' 2"	14' 1"	153	72	56
E256	1,445	57' 7" x 25' 0"	14' 1"	153	72	56
E257	1,214	49' 1" x 22' 7"	12' 0"	50	48	40
E258	2,718	56' 1" x 48' 4"	11' 11"	252	135	128
E259	1,353	51' 9" x 26' 0"	12' 0"	138	60	64
E260	1,034	39' 6" x 26' 1"	12' 0"	102	51	40
E261	1,032	39' 7" x 26' 0"	12' 0"	102	51	40
E262	1,039	39' 8" x 26' 1"	12' 0"	102	51	40
E263	1,023	39' 7" x 26' 2"	12' 1"	102	51	40
E264	1,032	39' 5" x 26' 1"	11' 10"	102	51	40
E265	2,723	56' 2" x 48' 6"	12' 0"	252	135	128
E266	1,123	43' 8" x 25' 6"	12' 0"	50	48	48
E267	1,096	43' 8" x 26' 0"	11' 11"	102	54	56
E268*	1,840	56' 5" x 33' 0"	8' 11"	181	90	72
E269*	2,354	68' 2" x 35' 6"	8' 11"	228	117	112
E270	2,736	74' 2" x 36' 11"	12' 1"	275	135	120
E271	5,812	104' 2" x 56' 0"	12' 0"	623	288	312
E271a	3,422	61' 4" x 56' 0"	12' 0"	360	168	160
E271b	2,380	42' 11" x 56' 0"	12' 0"	234	108	152
E272a	412	31' 11" x 13' 0"	9' 0"	41	18	24
E272b	387	31' 8" x 12' 2"	9' 0"	34	18	24
E272c	382	31' 10" x 12' 1"	9' 0"	34	18	24
E272d	468	31' 8" x 15' 3"	9' 0"	40	21	24

LEVEL 3						
Room	Sq. Ft.	Dimensions	Ceiling Height	Theater	School Room	Banquet
E350	4,900	88' 1" x 56' 5"	11' 0"	345	Fixed Seating	—
E351	4,901	88' 1" x 56' 5"	11' 0"	300	Fixed Seating	—
E352	4,913	88' 1" x 56' 5"	11' 0"	300	Fixed Seating	—
E353	12,904	83' 8" x 153' 7"	15' 11"	1,346	642	696
E353a	3,170	83' 8" x 37' 7"	15' 11"	248	156	144
E353b	4,677	83' 8" x 56' 0"	15' 11"	400	234	240
E353c	5,041	83' 9" x 60' 3"	15' 11"	400	249	256
E354	44,754	299' 8" x 108' 11"	48' 0"	4,010	1,986	2,380
E354a	22,377	177' 4" x 149' 11"	48' 0"	2,005	993	1,190
E354b	22,377	177' 4" x 149' 11"	48' 0"	2,005	993	1,190

LEVEL 4						
Room	Sq. Ft.	Dimensions	Ceiling Height	Theater	School Room	Banquet
E450	14,550	177' 0" x 82' 6"	20' 6"	1,500	726	968
E450a	7,212	88' 7" x 82' 6"	20' 6"	628	360	432
E450b	7,338	88' 5" x 82' 5"	20' 6"	775	366	440
E451	12,115	125' 3" x 83' 10"	20' 4"	1,314	603	672
E451a	5,228	63' 4" x 83' 10"	20' 4"	504	261	288
E451b	6,884	81' 11" x 84' 10"	20' 4"	634	342	392

† Show office \* Available by request only  
 If a dais or any audiovisual equipment is added (e.g. screens, projectors) capacities will diminish. Due to the irregularities in the shape and layout of the space, multiplying dimensions may not equal square footage.

Lakeside Center



# LAKESIDE CENTER SCHEMATIC

## LEVEL 4

Meeting Rooms (E450 - E451)

## LEVEL 3

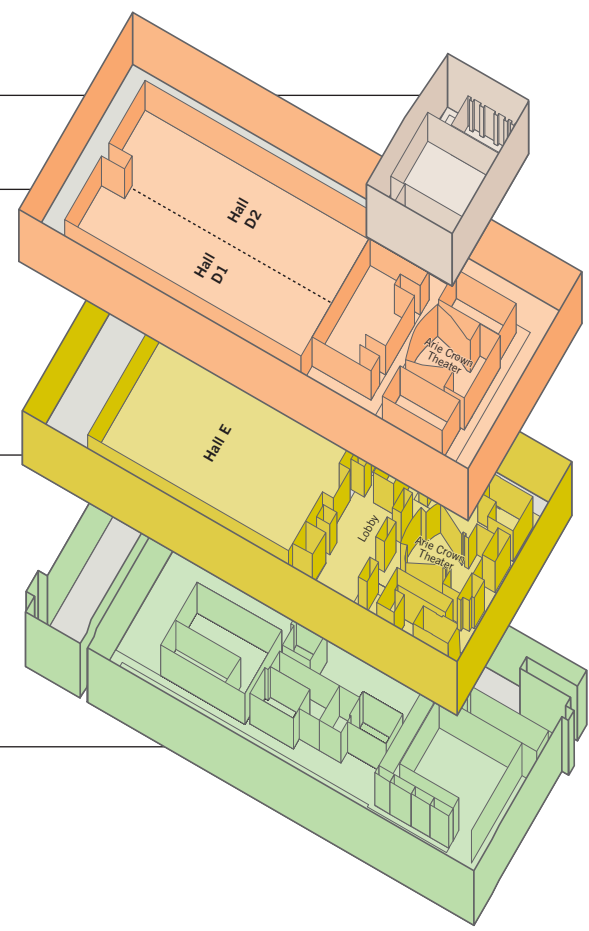
Exhibition Hall  
Lakeside Ballroom (E354)  
Meeting Rooms (E350 - E353)  
Arie Crown Balcony  
Lakeside Terrace  
Sky Bridge to South, North and West Buildings, Wintrust Arena and Hotels

## LEVEL 2

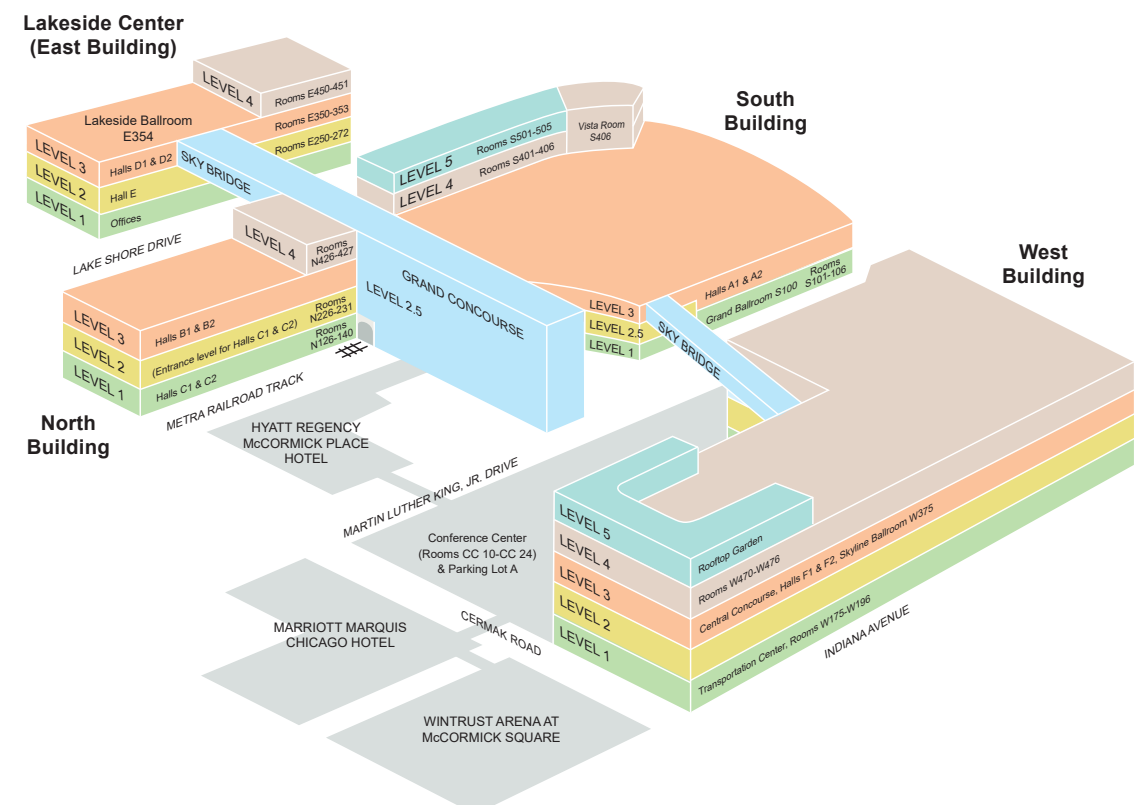
Exhibition Hall  
Meeting Rooms (E250 - E272)  
Arie Crown Theater  
Business Center  
Food Service  
Shops & Services

## LEVEL 1

Offices



# McCORMICK PLACE CAMPUS MAP



Lakeside Center

# LAKESIDE CENTER TECHNICAL SPECIFICATIONS

Exhibit Area	Total Area	
Hall D1	150,000 gross sq. feet	13,500 sq. meters
Hall D2	150,000 gross sq. feet	15,000 sq. meters
Hall D Combined	300,000 gross sq. feet	27,000 sq. meters
Hall E	283,000 gross sq. feet	26,319 sq. meters
Lakeside Ballroom/E354a	22,377 gross sq. feet	2,076 sq. meters
Lakeside Ballroom/E354b	22,377 gross sq. feet	2,076 sq. meters
Ballroom/E354 Combined	44,754 gross sq. feet	4,152 sq. meters

Floor Load/Finish		
Hall D	400# per sq. foot	Concrete
Hall E	150# per sq. foot	Concrete
Lakeside Ballroom/E354	250# per sq. foot	Carpet

Max. No. 10' x 10' Exhibit Booths (without special set-up)		
Hall D1	750	
Hall D2	750	
Hall D Combined	1,500	
Hall E	1,415	

Ceiling Heights		
Hall D1 & D2	50'+ (at operable track, ceiling height is 47')	
Hall E	15'	
Lakeside Ballroom/E354	50' (at operable track, ceiling height is 47')	
Level 2 Lobby	14'	

Column Dimensions		
Hall D1 & D2	Cruciform, 5' square, 150' on center	
Hall E	Round, 28" diameter, 30' on center	
Lakeside Ballroom/E354	Cruciform, 5' square, 150' on center	

General Lighting		
Hall D1 & D2	Metal halide, 100' candles at floor level, room darkening curtains available	
Hall E	Metal halide, 100' candles at floor level	
Lakeside Ballroom/E354	Metal halide, 100' candles at floor level, dimmable quartz, non-dimmable fluorescent	

Freight Door Dimensions	
Hall D1	1 door 29' 0" wide x 24' 0" high 1 door 12' 0" wide x 14' 0" high 2 doors 10' 0" wide x 10' 0" high 2 doors 6' 0" wide x 6' 0" high 16 doors 14' 0" wide x 16' 0" high
Hall D2	1 door 28' 0" wide x 24' 0" high 1 door 12' 0" wide x 14' 0" high 2 doors 6' 0" wide x 6' 0" high 2 doors 10' 0" wide x 10' 0" high 16 doors 14' 0" wide x 16' 0" high
Hall E	2 doors 25' 9" wide x 15' 0" high 5 doors 26' 1" wide x 15' 0" high

Lakeside Ballroom/E354a	1 door 28' 0" wide x 24' 0" high and 1 door 27' 5" wide x 14' 0" high
Lakeside Ballroom/E354b	1 door 28' 0" wide x 24' 0" high and 1 door 27' 5" wide x 14' 0" high
Café	1 door 28' 5" wide x 24' 0" high

Dock Positions	
Hall D1	16 berths direct access to floor via 2 freight doors 29' 7.5" wide x 24' 0" high and 14' 0" wide x 16' 0" high
Hall D2	16 berths direct access to floor via 2 freight doors 28' 0" wide x 24' 0" high and 14' 0" wide x 16' 0" high
Hall E	14 berths direct access to floor via 2 drive-in ramps within limits of freight door dimensions
Lakeside Ballroom/E354	Access through Hall D

Trash Receptacles	
Level 1	1 open box
Level 2	1 compactor chute
Level 3	2 open boxes, 1 compactor, 1 recycling, 1 compactor chute

Utilities	
Hall D1 & D2	Floor Port Grid – Electrical 15 x 30, Plumbing 58 locations 120 volt 15 amp, 208 volt 1 and 3 phase 60 amp, 480 volt 3 phase 100 amp
Hall E	Floor Port Grid – Electrical 15 x 30, Plumbing 28 locations 120 volt 15 amp, 208 volt 1 and 3 phase 60 amp, 480 volt 3 phase 100 amp

Lakeside Ballroom/E354	Floor Port Grid – Electrical 13 locations Convenience outlets at perimeter walls 120 volt 15 amp, 208 volt 1 and 3 phase 60 amp, 208 volt 1 and 3 phase 30 amp 208 volt 200 amp (Switch), 208 volt 800 amp bus duct (Catwalk) Remote Dimmer/Sound Telephone/Wi-Fi/Fiber Optic Cable – where available
------------------------	--

Internet Access	
CAT5 RJ45 connections over ethernet network, point-to-point networking at 10/100/1000 Mbps, Wi-Fi, fiber optic cable (where available).	

Ceiling Tracks	
Level 2 Lobby	Lakeside Ballroom/E354

Show Management Offices	
Lobby Level 2	Rooms: E250, E254

Business Center	
Level 2	Offers a full range of office supplies and business services. Mailboxes are located outside the Business Center.

Visitors' Information	
Level 2	Information/Destination
Level 3	Information/Facility

Food Service	
Level 2	Beverage Service
Level 3	Concessions

Building Entrances/Transportation	
Gate 30, west side of the building	Taxi loading
Gates 31-34, west side of the building	Shuttle buses
Gate 37, east side of the building	Taxi unloading
Gate 38, east side of the building	Limousines, charter buses, ride share

METRA Train	South Building, Level 2.5
CTA City Buses	South and West Buildings
CTA City Buses	South and West Buildings

Other Services	
Level 1	First Aid
Level 2	Gift Shop, Shoe Shine, ATM AEDs on all levels



## NOTES

Choose Chicago	301 E. Cermak Road, Chicago, IL 60616 312.567.8500 sales@choosechicago.com choosechicago.com
McCormick Place Chicago	McCormick Place 301 E. Cermak Road, Chicago, IL 60616 312.791.7000 sales@mccormickplace.com mccormickplace.com
METROPOLITAN PER & REGIONAL AUTHORITY	MCCORMICK SQUARE

Choose Chicago logo, McCormick Place Chicago logo, and Metropolitan Per & Regional Authority logo.

## TRANSPORTATION ENTRANCE GATES

### LAKESIDE CENTER

**Gate 30**  
Taxi Drop Off/Pick Up  
Accessible Drop Off/Pick Up

**Gates 31-34**  
Hotel Shuttle

**Gate 37**  
Taxi Drop Off  
Accessible Drop Off

**Gate 38**  
Limo/Private Charter  
Ride Share

**SOUTH BUILDING**  
**Gates 1-3**  
Hotel Shuttle

**Gate 4**  
Taxi Drop Off/Pick Up  
Accessible Drop Off/  
Pick Up  
Ride Share

**Gate 25**  
Accessible Drop Off

**Gate 26**  
Private Charter

**Gate 27**  
Limo

**NORTH BUILDING**  
**Gates 20-21**  
Hotel Shuttle/Limo/  
Private Charter  
Accessible Drop Off/  
Pick Up

**Gate 22**  
Taxi Drop Off/Pick Up

**WEST BUILDING**  
**Gate 40**  
Taxi Drop Off/Pick Up  
Accessible Drop Off/  
Pick Up  
Ride Share

**Gate 42**  
Private Charter  
Accessible Drop Off/  
Pick Up

**Gates 43-44**  
Hotel Shuttle

# LAKESIDE CENTER

Schematic and Planning Guide

Lakeside Center